

Name _____

October Homework Log

Directions: Please **choose 1 activity** to complete **each day** for homework. Circle the activity and initial the box once the activity has been completed. Keep this log in your folder daily. Optional extra assignments for those students who finish their Storybook Character Project and Pumpkin Project early! 😊


















Monday	Tuesday	Wednesday	Thursday
<ul style="list-style-type: none"> • Read for 20 minutes • iRead or iReady • I WONDER SHEET (pumpkins or bats) Parent Initials: _____	10/1 <ul style="list-style-type: none"> • Read for 20 minutes • iRead or iReady • 1 more, 1 less, ten more, ten less for: 67, 82, 36, 52, 110 Parent Initials: _____	10/2 <ul style="list-style-type: none"> • Read for 20 minutes • iRead or iReady • Explain how 56 and 86 are alike & different Parent Initials: _____	10/3 <ul style="list-style-type: none"> • Read for 20 minutes • iRead or iReady • Create base ten drawings for: 16, 36, 55, 78, 95 Parent Initials: _____
10/7 <ul style="list-style-type: none"> • Read for 20 minutes • iRead or iReady • I WONDER SHEET (Halloween) Parent Initials: _____	10/8 <ul style="list-style-type: none"> • Read for 20 minutes • iRead or iReady • Survey & graph results to friends/family favorite candy (need 10 participants) Parent Initials: _____	10/9 <ul style="list-style-type: none"> • Read for 20 minutes • iRead or iReady • Write about a time you were an inquirer Parent Initials: _____	10/10 <ul style="list-style-type: none"> • Read for 20 minutes • iRead or iReady • Group pennies and dimes; record how many tens/ones total (repeat 5 times) Parent Initials: _____
10/14 <ul style="list-style-type: none"> • Read for 20 minutes • iRead or iReady • I WONDER SHEET (Country) Parent Initials: _____	10/15 <ul style="list-style-type: none"> • Read for 20 minutes • iRead or iReady • Write short book review Parent Initials: _____	10/16 <ul style="list-style-type: none"> • Read for 20 minutes • iRead or iReady • Practice 10 facts (15 mins) Parent Initials: _____	10/17 <ul style="list-style-type: none"> • Read for 20 minutes • iRead or iReady • Count by 5s & 10s for 1-120 Parent Initials: _____
10/21 <ul style="list-style-type: none"> • Pumpkin Project & Report Parent Initials: _____ Optional Extra: iRead	10/22 <ul style="list-style-type: none"> • Pumpkin Project & Report Parent Initials: _____ Optional Extra: iReady	10/23 <ul style="list-style-type: none"> • Pumpkin Project & Report Parent Initials: _____ Optional Extra: iRead	10/24 <ul style="list-style-type: none"> • Pumpkin Project & Report (turn in pumpkin by 10/24) Parent Initials: _____
10/28 <ul style="list-style-type: none"> • Storybook Character Report Parent Initials: _____ Optional Extra: iRead	10/29 <ul style="list-style-type: none"> • Storybook Character Report Parent Initials: _____ Optional Extra: iReady	10/30 <ul style="list-style-type: none"> • Storybook Character Report (turn in report 10/31) Parent Initials: _____ Optional Extra: iRead	10/31 HAPPY HALLOWEEN! Optional homework: Group your candy & write down how many ten/ones!

Name _____

read and ready math can be accessed through Launchpad. Go to the HFE website to log in to Launchpad.

**To log into launchpad: students should use their student ID number as the username (20000____) and birthdate as the password (mmddyyyy). If you need further assistance, please reach out to your teacher.


READING LOG

Date	Book Title	Rating
		
		
		
		
		
		
		
		
		
		
		
		
		
		
		
		
		

1ST GRADE - STORYBOOK CHARACTER PROJECT

It's OCTOBER which means it's time to get ready for Heard Ferry's exciting Storybook Character Day on Thursday, October 31st! For this project, students will:

- Select a book and read it with you.
- Pick ONE character from the book
- Discuss the character with you and fill out the character report on the back of this sheet
- Dress up as their chosen character on Thursday, October 31st
- Students will turn in their reports by Thursday, October 31st.



name _____

STORYBOOK CHARACTER report

Title: _____

Author: _____

Character Created: _____

Describe your character.

What are some things this character did in the story?

Do you like this character? Why or why not?

Pumpkin Book Report Project


It's October and that means pumpkins are everywhere! Let's take this harvest theme and bring it into our class for some reading fun!

This month we are asking you to complete this really different book report together!

Select a book and read it together.

- Focus your discussion on the characters in the story.
- Pick one character and create them on a small pie size pumpkin.
- (A small enough pumpkin that the student can carry it.)
- Decorate it, paint it, glue things to it, and just get creative! (Please don't carve it though.)
- Complete the attached book report.

Here are some samples:



Don't have a book, not a problem! Visit the school library, your local library or bookstore. (You could even ask me for a book if you promise to bring it back!)

Please send in your pumpkin, book report, and book by

October 24th.

_____ we will read many of these stories and talk about the characters the students have created.

